

*The  
Special Edition  
Spa Line*

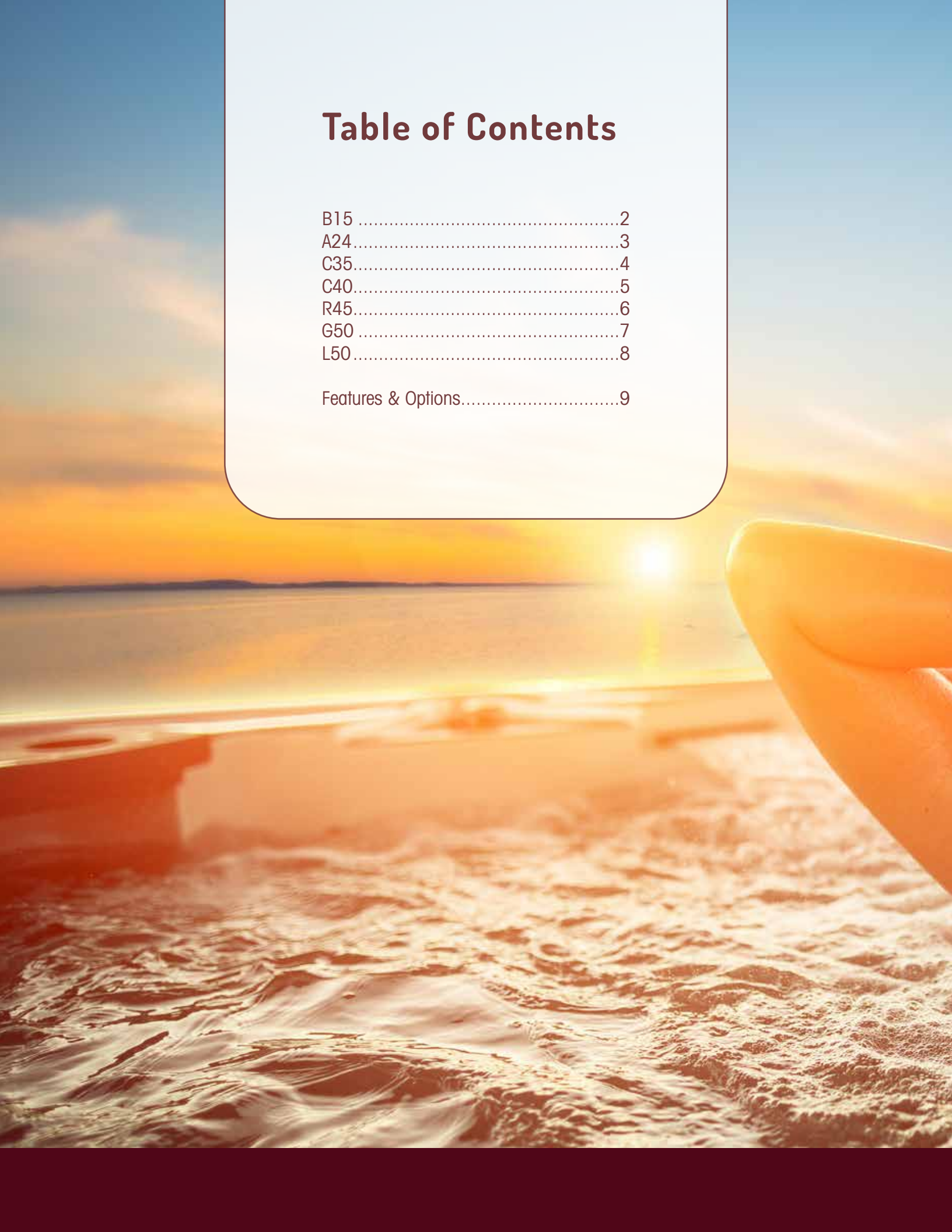


 **Sourced in  
America**  
MADE IN NEW YORK

*Redefining*  
**Hydrotherapy**  
Saratoga Spa® Company

# Table of Contents

B15 .....	2
A24 .....	3
C35.....	4
C40.....	5
R45.....	6
G50 .....	7
L50 .....	8
Features & Options.....	9





# B15

## Passive Impact™ Therapy System

Power Massage® .....	0
TOTAL JETS .....	0

## Direct Impact™ Therapy System

Versa-Flo™ Jets .....	15
TOTAL JETS .....	15

## Dimensions

	Domestic
Width .....	57"
Length .....	80"
Height .....	29"
Average Fill .....	240 GL
Dry Weight .....	500 LB
Average Full Weight .....	2504 LB
Seating Capacity .....	1-2
Power Pack .....	Convertible 220V/60A or 110V/20A
(1) 2 Speed Pump .....	140 GPM

\*Standard build is 220V/60A



## FEATURES & OPTIONS

### Thermal Bond™ Insulation System

- Sealed Base
- Thermal Bond™ Wrap Insulation
- Deluxe Spa Cover

### Multi Clean™ System

- Custom Circulation Cycles
- Antimicrobial Filtration
- Multi Zone™ Ozone

### Standard System

- Top Loading Skimmer
- Treaded Footwell
- Footwell Spa Drain
- Saratoga LED Lighting
- Slide Valves
- 7/3/2 Warranty
- TriLayer™ Spa Shell
- Multi Weather™ Cabinet
- Duo Tone™ Jet Accents
- Multi Zone™ Ozone

### Optional Packages Available\*

- Thermal Bond™ Full Foam Insulation
- Check-In Wifi Module

\*Standard in Silver Marble only.  
All other shell colors require additional costs.



# A24

## Passive Impact™ Therapy System

Power Massage® .....	0
TOTAL JETS .....	0

## Direct Impact™ Therapy System

Versa-Flo™ Jets .....	24
TOTAL JETS .....	24

## Dimensions

	Domestic
Width .....	67"
Length .....	80"
Height .....	29"
Average Fill .....	240 GL
Dry Weight .....	500 LB
Average Full Weight .....	2504 LB
Seating Capacity .....	2-3
Power Pack .....	220V/60A
(1) 2 Speed Pump .....	195 GPM

## FEATURES & OPTIONS

### Thermal Bond™ Insulation System

- Sealed Base
- Thermal Bond™ Wrap Insulation
- Deluxe Spa Cover

### Multi Clean™ System

- Custom Circulation Cycles
- Antimicrobial Filtration
- Multi Zone™ Ozone

### Standard System

- Top Loading Skimmer
- Treaded Footwell
- Footwell Spa Drain
- Built-in Headrests
- Saratoga LED Lighting
- Slide Valves
- 7/3/2 Warranty
- TriLayer™ Spa Shell
- Multi Weather™ Cabinet
- Duo Tone™ Jet Accents
- Multi Zone™ Ozone

### Optional Packages Available\*

- Thermal Bond™ Full Foam Insulation
- 110V/20A Plug In Available with 140 GPM Pump
- Check-In Wifi Module

*\*Standard in Silver Marble only.  
All other shell colors require additional costs.*



# C35

## Passive Impact™ Therapy System

Power Massage® .....	1
TOTAL JETS .....	1

## Direct Impact™ Therapy System

Versa-Flo™ Jets .....	41
TOTAL JETS .....	42

## Dimensions

Width .....	84"
Length .....	84"
Height .....	38"
Average Fill .....	375 GL
Dry Weight .....	780 LB
Average Full Weight .....	3911 LB
Seating Capacity .....	5-6
Power Pack .....	220V/60A
(1) 2 Speed Pump .....	195 GPM
(1) 1 Speed Pump .....	195 GPM

## Domestic

## FEATURES & OPTIONS

### Thermal Bond™ Insulation System

- Sealed Base
- Thermal Bond™ Wrap Insulation
- Deluxe Spa Cover

### Multi Clean™ System

- Custom Circulation Cycles
- Antimicrobial Filtration
- Multi Zone™ Ozone

### Standard System

- Top Loading Skimmer
- Treaded Footwell
- Footwell Spa Drain
- Built-in Headrests
- Saratoga LED Lighting
- Slide Valves
- 7/3/2 Warranty
- TriLayer™ Spa Shell
- LED Water Feature
- Multi Weather™ Cabinet
- Duo Tone™ Jet Accents
- Multi Zone™ Ozone

### Optional Packages Available\*

- Thermal Bond™ Full Foam Insulation
- Saratoga Sounds™ Audio System
- Check-In Wifi Module



# C40

## Passive Impact™ Therapy System

Power Massage® .....	1
TOTAL JETS .....	1

## Direct Impact™ Therapy System

Versa-Flo™ Jets .....	48
TOTAL JETS .....	49

## Dimensions

	Domestic
Width .....	84"
Length .....	84"
Height .....	38"
Average Fill .....	375 GL
Dry Weight .....	750 LB
Average Full Weight .....	3880 LB
Seating Capacity .....	5
Power Pack .....	220V/60A
(1) 2 Speed Pump .....	195 GPM
(1) 1 Speed Pump .....	195 GPM

## FEATURES & OPTIONS

### Thermal Bond™ Insulation System

- Sealed Base
- Thermal Bond™ Wrap Insulation
- Deluxe Spa Cover

### Multi Clean™ System

- Custom Circulation Cycles
- Antimicrobial Filtration
- Multi Zone™ Ozone

### Standard System

- Top Loading Skimmer
- Treaded Footwell
- Footwell Spa Drain
- Built-in Headrests
- Saratoga LED Lighting
- Slide Valves
- 7/3/2 Warranty
- TriLayer™ Spa Shell
- LED Water Feature
- Multi Weather™ Cabinet
- Duo Tone™ Jet Accents
- Multi Zone™ Ozone

### Optional Packages Available\*

- Thermal Bond™ Full Foam Insulation
- Saratoga Sounds™ Audio System
- Check-In Wifi Module



# R45

## Passive Impact™ Therapy System

Power Massage®.....	1
TOTAL JETS.....	1

## Direct Impact™ Therapy System

Versa-Flo™ Jets.....	51
TOTAL JETS.....	52

Dimensions	Domestic
Width.....	84"
Length.....	90"
Height.....	38"
Average Fill.....	425 GL
Dry Weight.....	750 LB
Average Full Weight.....	4297 LB
Seating Capacity.....	6
Power Pack.....	220V/60A
(1) 2 Speed Pump.....	195 GPM
(1) 1 Speed Pump.....	195 GPM

## FEATURES & OPTIONS

### Thermal Bond™ Insulation System

- Sealed Base
- Thermal Bond™ Wrap Insulation
- Deluxe Spa Cover

### Multi Clean™ System

- Custom Circulation Cycles
- Antimicrobial Filtration
- Multi Zone™ Ozone

### Standard System

- Top Loading Skimmer
- Treaded Footwell
- Footwell Spa Drain
- Built-in Headrests
- Saratoga LED Lighting
- Slide Valves
- 7/3/2 Warranty
- TriLayer™ Spa Shell
- LED Water Feature
- Multi Weather™ Cabinet
- Duo Tone™ Jet Accents
- Multi Zone™ Ozone

### Optional Packages Available\*

- Thermal Bond™ Full Foam Insulation
- Saratoga Sounds™ Audio System
- Check-In Wifi Module



# G50

## Passive Impact™ Therapy System

Power Massage® .....	1
TOTAL JETS .....	1

## Direct Impact™ Therapy System

Versa-Flo™ Jets .....	55
TOTAL JETS .....	56

Dimensions	Domestic
Width .....	89"
Length .....	93"
Height .....	40"
Average Fill .....	525 GL
Dry Weight .....	920 LB
Average Full Weight .....	5302 LB
Seating Capacity .....	6
Power Pack .....	220V/60A
(1) 2 Speed Pump .....	195 GPM
(1) 1 Speed Pump .....	195 GPM

## FEATURES & OPTIONS

### Thermal Bond™ Insulation System

- Sealed Base
- Thermal Bond™ Wrap Insulation
- Deluxe Spa Cover

### Multi Clean™ System

- Custom Circulation Cycles
- Antimicrobial Filtration
- Multi Zone™ Ozone

### Standard System

- Top Loading Skimmer
- Treaded Footwell
- Footwell Spa Drain
- Built-in Headrests
- Saratoga LED Lighting
- Slide Valves
- 7/3/2 Warranty
- TriLayer™ Spa Shell
- LED Water Feature
- Multi Weather™ Cabinet
- Duo Tone™ Jet Accents
- Multi Zone™ Ozone

### Optional Packages Available\*

- Thermal Bond™ Full Foam Insulation
- Saratoga Sounds™ Audio System
- Check-In Wifi Module



# L50

## Passive Impact™ Therapy System

Power Massage® .....	1
TOTAL JETS .....	1

## Direct Impact™ Therapy System

Versa-Flo™ Jets .....	56
TOTAL JETS .....	57

## Dimensions

	Domestic
Width .....	90"
Length .....	94"
Height .....	40"
Average Fill .....	525 GL
Dry Weight .....	920 LB
Average Full Weight .....	5302 LB
Seating Capacity .....	7
Power Pack .....	220V/60A
(1) 2 Speed Pump .....	240 GPM
(1) 1 Speed Pump .....	195 GPM

*Shown in Smoky Mountain*



## FEATURES & OPTIONS

### Thermal Bond™ Insulation System

- Sealed Base
- Thermal Bond™ Wrap Insulation
- Deluxe Spa Cover

### Multi Clean™ System

- Custom Circulation Cycles
- Antimicrobial Filtration
- Multi Zone™ Ozone

### Standard System

- Top Loading Skimmer
- Treaded Footwell
- Footwell Spa Drain
- Built-in Headrests
- Saratoga LED Lighting
- Slide Valves
- 7/3/2 Warranty
- TriLayer™ Spa Shell
- LED Water Feature
- Multi Weather™ Cabinet
- Duo Tone™ Jet Accents
- Multi Zone™ Ozone

### Optional Packages Available\*

- Thermal Bond™ Full Foam Insulation
- Saratoga Sounds™ Audio System
- Check-In Wifi Module




# SPECIAL EDITION FEATURES & OPTIONS



 **Sourced in  
America**  
MADE IN NEW YORK

# THERMAL BOND™ INSULATION SYSTEM



The Thermal Bond™ Wrap Insulation System is standard on all Special Edition Spas™ models and utilizes three key components in providing efficient heat retention and lower operating costs. First and foremost is the spa cover that seals in the heat from the top. Secondly we use the Thermal Bond™ Wrap Insulation to retain warm air that is created inside the spa cabinet. Thirdly, the sealed base helps keep warm air in and cold air out of the bottom of the spa cabinet. These three components allow you to be soaking in a spa that is designed to be ready when you are.

## THERMAL BOND™ FULL FOAM



Thermal Bond™ Full Foam is designed as an optional upgrade insulation. This system provides a higher level of heat retention inside the spa cabinet. Ask your Dealer about model availability.

## MULTI WEATHER™ EXTERIOR



The Multi Weather™ exterior is designed as a low maintenance and durable product. It is designed for easy care while continuing to look great for years to come.

# MULTI CLEAN™ SYSTEM

Always clean, always warm, always inviting. The Multi Clean™ System is customizable allowing proper circulation in combination with cleansing Antimicrobial Filtration, providing spa water that is maintained efficiently and effectively.

## ANTIMICROBIAL FILTRATION

The Antimicrobial Filtration is designed to inhibit odor, mold and mildew on the surface of the filter cartridge. The Multi Zone™ system is designed to circulate water through these Antimicrobial cartridges. This will ensure your spa water has been properly filtered.



## MULTI ZONE™ OZONE

Ozone, a natural sanitizer, will help in providing a better soaking atmosphere in your spa water. The Multi Zone™ ozone generator is standard on your Special Edition Spa.



## CUSTOM CIRCULATION SYSTEM

Special Edition models have Customizable Circulation Cycles designed for your lifestyle. This system can circulate and filter thousands of gallons of water using up to four different circulation cycles.



## Special Edition™ Operations Center

The Operations Center contains Lifestyle Programming spa functions to fit all user preferences and schedules. The Horizontal Mount Heater thermostatically keeps the spa always ready to use in the most efficient way possible.

# FEATURES & OPTIONS

## SPECIAL EDITION OPERATIONS CENTER

The Operations Center contains Lifestyle Programming spa functions to fit all user preferences and schedules. The Horizontal Mount Heater thermostatically keeps the spa always ready to use in the most efficient way possible.



## SARATOGA LED LIGHTING

Our Saratoga LED Lighting system is a standard feature on the Special Edition Line. This LED System uses key locations throughout the spa, offering an array of bright digital colors and sequences to increase your spa use enjoyment.



## SARATOGA SOUNDS™

Enjoy music in the comfort of your spa with Special Edition's optional Bluetooth Streaming and Dual Speaker Systems. Ask your dealer about model availability.



## DUO TONE™ JET ACCENTS

Duo Tone™ Jet accents are standard features on the Special Edition Spa™. They provide a modern look highlighting the spa's appearance.



## LED WATER FEATURE

Our Special Edition Spa™ LED Water Feature is a standard feature on the Special Edition Spa™ Line. This system uses streams of cascading water to enhance the spas atmosphere and increase your spa use enjoyment.



## THERMAL BOND™ FULL FOAM

Thermal Bond™ Full Foam is designed as an optional upgrade insulation. This system provides a higher level of heat retention inside the spa cabinet. Ask your Dealer about model availability.




# HORSEPOWER VS. PERFORMANCE TUNED

## HORSEPOWER • noun

1. A foot-pound-second unit of power, equivalent to 550 foot-pounds per second, or 745.7 watts.
2. Informal . the capacity to achieve or produce; strength or talent:

*How is this relevant to your spa purchase?*

**Well quite frankly, it isn't.**



Our engineers have a Performance Tune Rating for each model based on its components, not a flat, general pump rating. This provides clearer information regarding the actual performance of an Special Edition Spa® based on jet style, as well as the number of jets and pumps.

**Performance Tuned Jet Placement is the true balance of GPM (Gallons Per Minute) and PSI (Pounds per Square Inch) involved in the therapy benefit of your spa.**

True measures of an individual spa's performance can be found in the model specification sheet.

# The Special Edition Spa Line

**YOUR AUTHORIZED SPECIAL EDITION DEALER IS:**

All sizes are approximate. Saratoga Spa and Bath® Co., Inc reserves the right to make changes in product characteristics, standard equipment supplied or available at any time without notice. Not all features are available on all models. International 50 Hz models may vary in specifications and features. Models with international specifications are only available through international distributors. All spas must be wired in compliance with owners manual. Power Massage® is a patented feature of Saratoga Spa and Bath® Co., Inc (4953240) (5086595) (5752300) (6351856) (6185757) (6182303) (D431303) (5067228) (5010699) (CFE#4860392) (6182303) Entertainment systems and other optional features are not offered with the UL® listing or standard warranty and are not available on all models. See your Saratoga Spa® dealer for details.

**WARNING:** The consumer product safety commission has stated that water temperature in a spa or hot tub should not exceed 104° F. Immersion in water in excess of 104° could be hazardous to your health. Children, aged persons, persons having medical problems and pregnant women should consult their physicians before using a spa or hot tub. Spas or hot tubs should not be used by persons under the influence of alcohol or by persons taking medications that cause drowsiness.

Special Edition Spas are a product of  
**SARATOGA SPA® COMPANY**

33 Wade Road, Latham, NY 12110  
Telephone 518-786-1111

Visit us on-line at [www.saratogaspas.com](http://www.saratogaspas.com)

